



BEIJING YANDIAO CNC MACHINE CO.,LTD

No.6,Daxingzhuang,Songzhuang Industrial Zone.Tongzhou District,Beijing,China101118

TEL: +86-10-65568853

FAX: +86-10-63321717

Mobil/Wechat/Whatsapp number :+86 156 0021 6876






E-mail:Sunny@jxcnc.com

Website: www.jxcnc.com

Contact person: Miss Sunny

Fuji1 laser printer and consumables for making porcelain image

I. Whole set of printing machine:

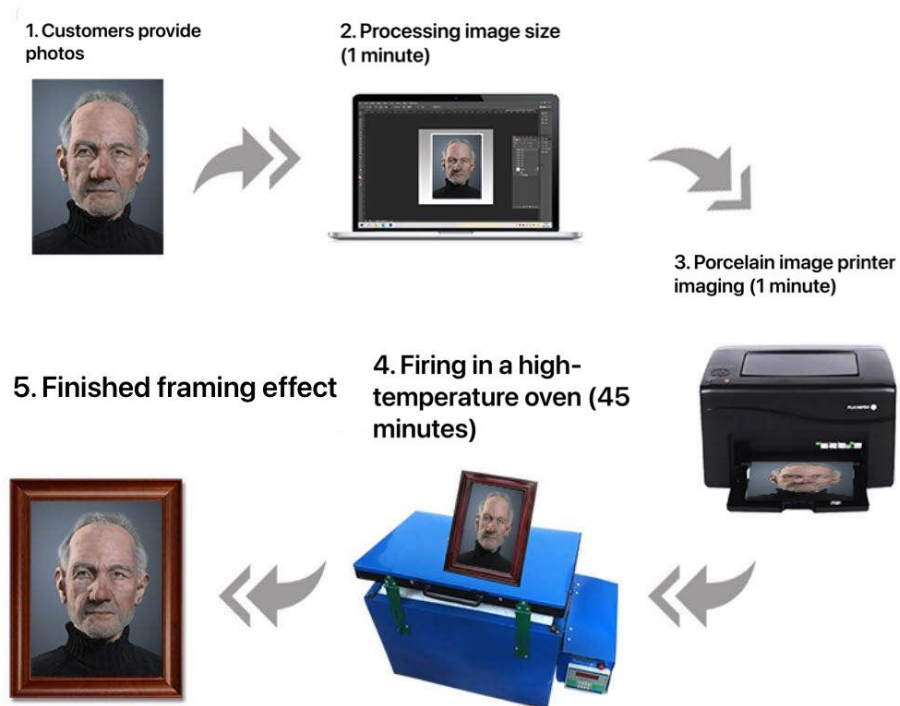
Product name	Picture	Specification
Printer (Model : Fuji 1)		A4 clear color laser porcelain image printer(which has been modified) 1200*2400dpi With copy ,scanning functions
High temperature oven		Matching porcelain statue firing
Printing paper		Water transfer paper (100 sheets/pack)
Special cover oil		Imported oil (500ml per bottle)
Dehumidifier		Match with Moisture-proof box

Ceramic toner		MYKY (White,Black, Yellow ,Blue) 50g/ box 4 boxes one time
----------------------	---	---

II. Printing photos:



III. Printing process:



IV. Instructions and advantages

The color production of high-temperature porcelain images is complicated, the equipment investment is slightly larger, and the equipment use environment requirements are high. Our high-temperature porcelain image production equipment does not distinguish between black and white and color. 30-60 minutes for all processes to complete imaging at one time, 870 degree high temperature oven, high temperature porcelain image production equipment has moderate temperature requirements for the placement and use of high temperature porcelain image printers, so a special incubator is required, and the imaging effect of high temperature porcelain images is not as good as thermal printing. , But the outdoor storage time is long and will never fade. The outdoor porcelain statues are generally high-temperature porcelain statues.

